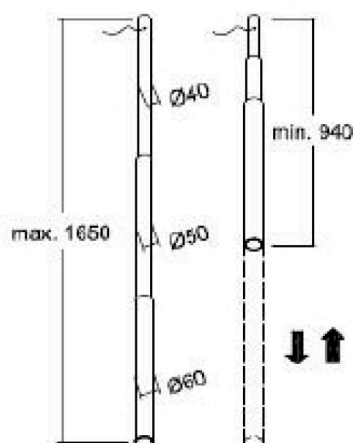
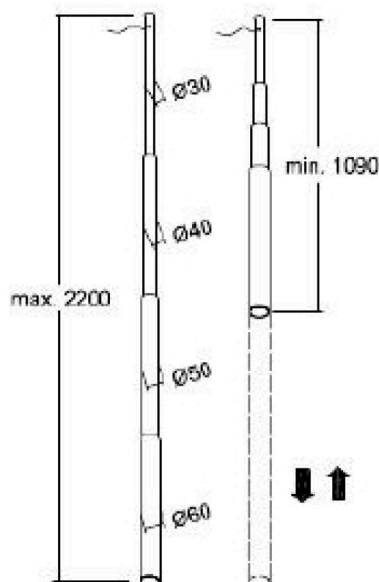


## MICRO TELESCOPIC DIMENSION

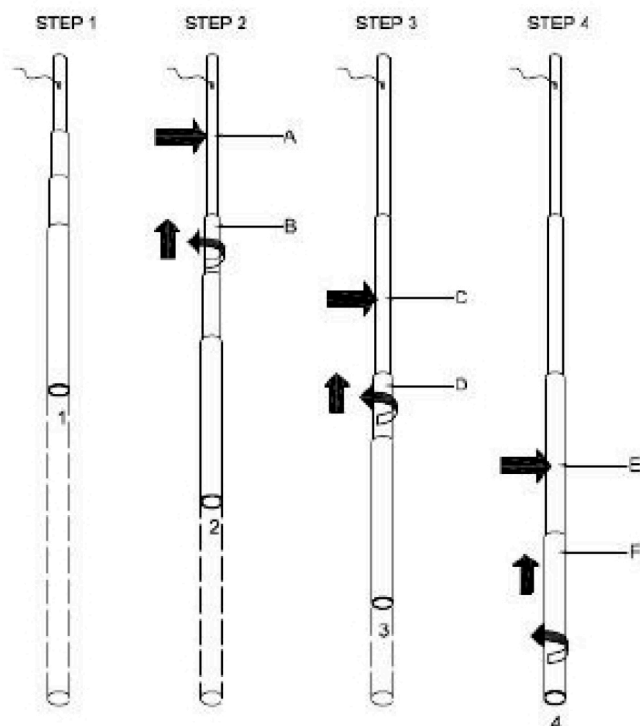
SOSPENSIONE A 3 ELEMENTI  
PENDANT 3 ELEMENTS



SOSPENSIONE A 4 ELEMENTI  
PENDANT 4 ELEMENTS



## MICRO TELESCOPIC MECHANISM



PER ABBASSARE LA LAMPADA ESEGUIRE I SEGUENTI MOVIMENTI:

**STEP 1 -** TENERE FERMO IL SETTORE -A-, GIRARE IN SENSO ANTIORARIO PER 1/2 GIRO IL SETTORE B, PER BLOCCARE GIRARE IN SENSO ORARIO IL SETTORE -B-.

**STEP 2-3-4** RIPETERE LA PROCEDURA DESCRITTA NELLA FASE 1 PER ABBASSARE ANCHE GLI ALTRI ELEMENTI.

PER ALLUNGARE LA LAMPADA PROCEDERE IN SEQUENZA INVERSA E CON LO STESSO CRITERIO.

**NON BLOCCARE CON TROPPIA FORZA I VARI SETTORI.**

**NON GIRARE ULTERIORMENTE IN SENSO ANTIORARIO.**

IL BLOCCAGGIO SI OTTIENE GIRANDO IL SETTORE IN SENSO ORARIO, QUANDO NELLA FASE DI ROTAZIONE SI SENTE CHE IL TUBO NON GIRA PIU', IL BLOCCAGGIO E' COMPLETO.

IN ORDER TO REDUCE THE LENGTH OF THE LAMP, PLEASE FOLLOW BELOW INSTRUCTIONS.

**1a-** HOLD SECTION -A-, **1b-** MAKE A HALF TURN ANTICLOCKWISE ON SECTION -B-. **1c-** LOWER THE SECTION TO THE DESIRED POSITION. **1d-** BLOCK THE SECTION -B- BY TURNING IT CLOCKWISE.

**2-3-4** REPEAT THE ABOVE MENTIONED OPERATIONS TO REGULATE THE OTHER SECTIONS.

IN ORDER TO EXTENDED THE LAMP, REPEAT THESE STEPS STARTING FROM POINT 1d- AND GOING TO POINT 1a-.

**DO NOT FASTEN THE SECTIONS TOO TIGHT.**

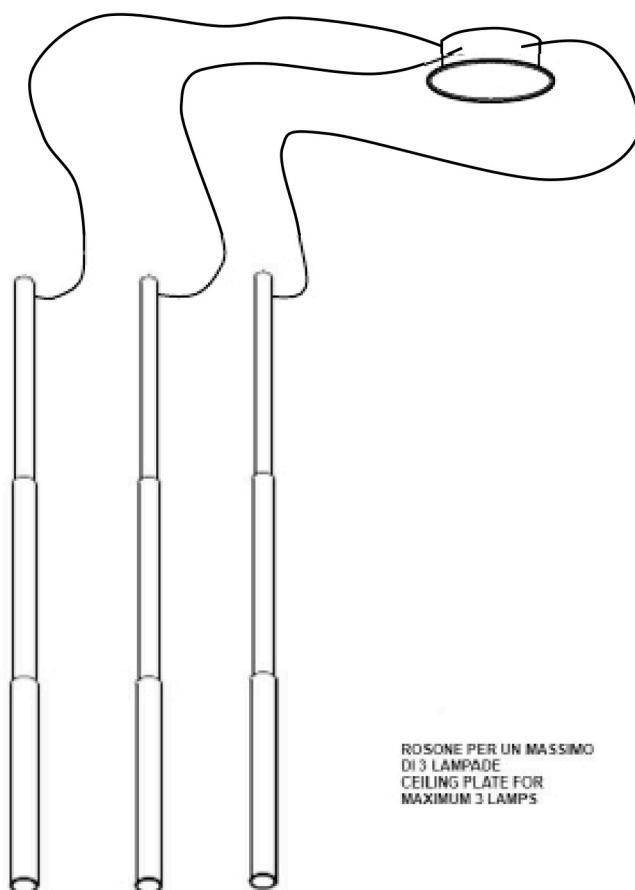
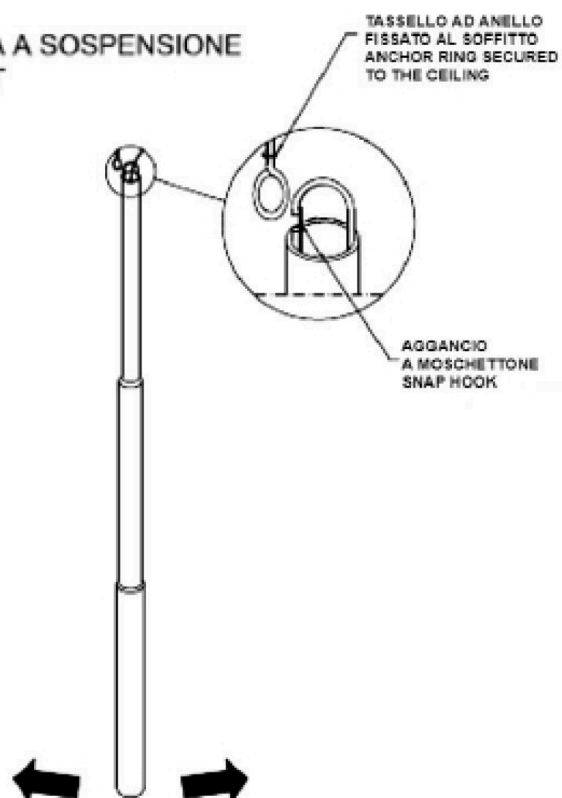
**DO NOT TURN ANTICLOCKWISE ANY FURTHER.**

THE SECTION IS BLOCKED BY TURNING IT CLOCKWISE. WHEN THE TUBE DOES NOT TURN ANYMORE. THIS MEANS THE SEVTION IS CORRECTLY BLOCKEDE.

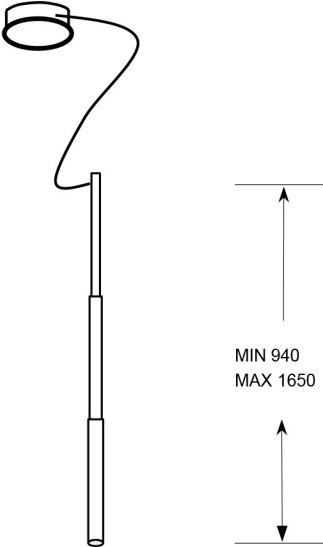
---

## MICRO TELESCOPIC

LAMPADA A SOSPENSIONE  
PENDANT



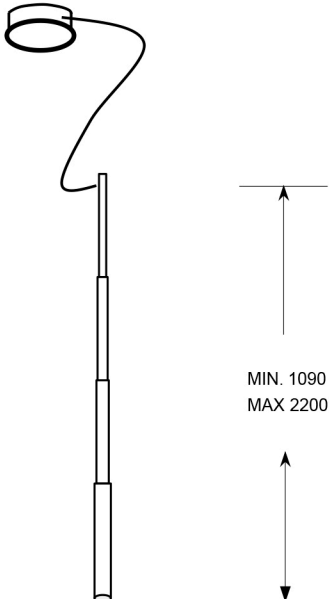
## lampade / lamps

Nome Name	Diffusore Lampshade	Codice Code
<b>MICRO TELESCOPIC</b> <b>COMPOSIZIONE 1.3</b> <b>COMPOSITION 1.3</b>		
	Alluminio estruso verniciato Lacquered extruded aluminium	
	bianco opaco matt white	MTS.C3.WH
	nero opaco matt black	MTS.C3.BK
	nichel nickel	MTS.C3.NK
	COMPOSIZIONE: 1 lampada a 3 elementi 1 rosone per 1 lampada	COMPOSITION: 1 lamp with 3 elements 1 ceiling plate for 1 lamp
CE	Lampadina consigliata: 1 LED MAX 9W GU10	Suggested light bulb: 1 LED MAX 9W GU10

## MICRO TELESCOPIC

### COMPOSIZIONE 1.4

### COMPOSITION 1.4

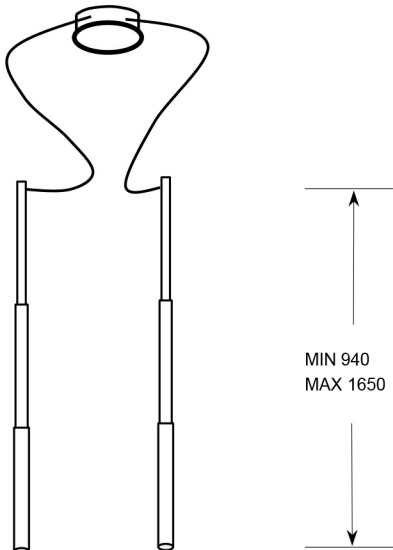
	Alluminio estruso verniciato Lacquered extruded aluminium	
	bianco opaco matt white	MTS.C4.WH
	nero opaco matt black	MTS.C4.BK
	nichel nickel	MTS.C4.NK
	COMPOSIZIONE: 1 lampada a 4 elementi 1 rosone per 1 lampada	COMPOSITION: 1 lamp with 4 elements 1 ceiling plate for 1 lamp



Lampadina consigliata:  
1 LED MAX 9W GU10

Suggested light bulb:  
1 LED MAX 9W GU10

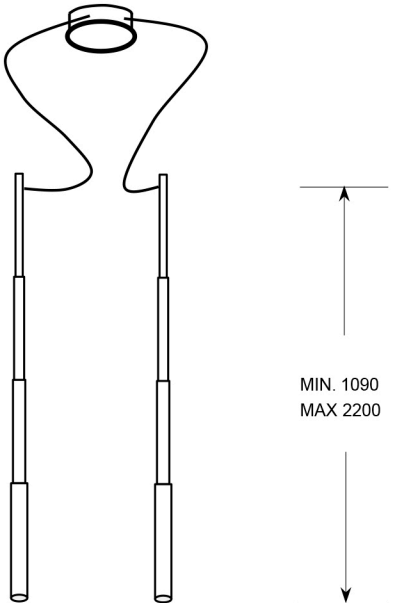
## lampade / lamps

Nome Name	Diffusore Lampshade	Codice Code
<b>MICRO TELESCOPIC</b> <b>COMPOSIZIONE 2.3</b> <b>COMPOSITION 2.3</b>		
	Alluminio estruso verniciato Lacquered extruded aluminium	
	bianco opaco matt white	MTS.C33.WH
	nero opaco matt black	MTS.C33.BK
	nichel nickel	MTS.C33.NK
	COMPOSIZIONE: 2 lampade a 3 elementi 1 rosone per 2 lampade	COMPOSITION: 2 lamps with 3 elements 1 ceiling plate for 2 lamps
CE		
Lampadine consigliate: 2 LED MAX 9W GU10		Suggested light bulbs: 2 LED MAX 9W GU10

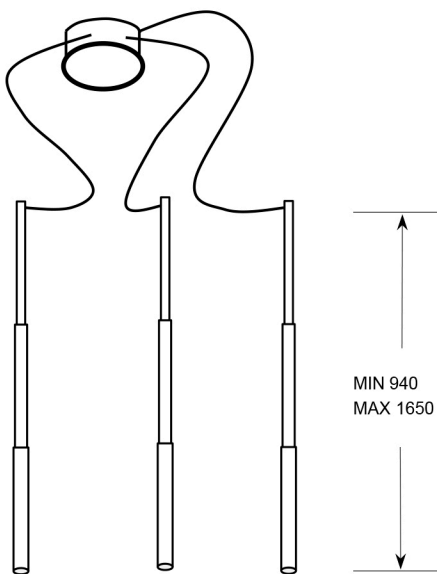
## MICRO TELESCOPIC

### COMPOSIZIONE 2.4

### COMPOSITION 2.4

	Alluminio estruso verniciato Lacquered extruded aluminium	
	bianco opaco matt white	MTS.C44.WH
	nero opaco matt black	MTS.C44.BK
	nichel nickel	MTS.C44.NK
	COMPOSIZIONE: 2 lampade a 4 elementi 1 rosone per 2 lampade	COMPOSITION: 2 lamps with 4 elements 1 ceiling plate for 2 lamps
CE		
Lampadine consigliate: 2 LED MAX 9W GU10		Suggested light bulbs: 2 LED MAX 9W GU10

## lampade / lamps

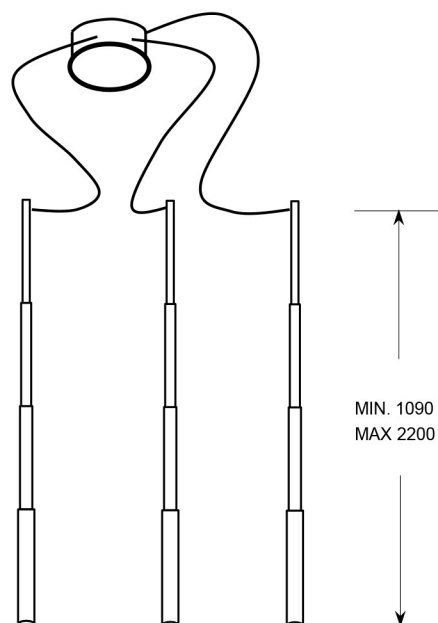
Nome Name	Diffusore Lampshade	Codice Code
<b>MICRO TELESCOPIC</b> <b>COMPOSIZIONE 3.3</b> <b>COMPOSITION 3.3</b>		
	Alluminio estruso verniciato Lacquered extruded aluminium	
	bianco opaco matt white	MTS.C333.WH
	nero opaco matt black	MTS.C333.BK
	nichel nickel	MTS.C333.NK
	<b>COMPOSIZIONE:</b> 3 lampade a 3 elementi 1 rosone per 3 lampade	<b>COMPOSITION:</b> 3 lamps with 3 elements 1 ceiling plate for 3 lamps



Lampadine consigliate:  
3 LED MAX 9W GU10

Suggested light bulbs:  
3 LED MAX 9W GU10

## MICRO TELESCOPIC COMPOSIZIONE 3.4 COMPOSITION 3.4



Alluminio estruso verniciato  
Lacquered extruded aluminium

bianco opaco  
matt white

MTS.C444.WH

nero opaco  
matt black

MTS.C444.BK

nichel  
nickel

MTS.C444.NK

**COMPOSIZIONE:**  
3 lampade a 4 elementi  
1 rosone per 3 lampade

**COMPOSITION:**  
3 lamps with 4 elements  
1 ceiling plate for 3 lamps



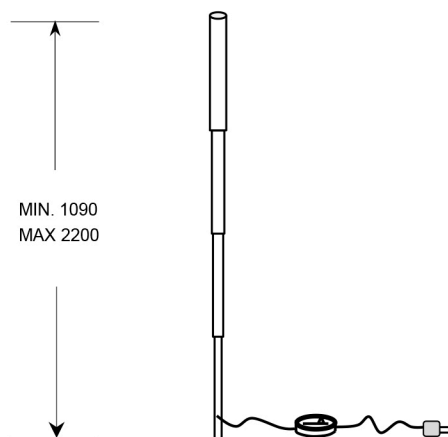
Lampadine consigliate:  
3 LED MAX 9W GU10

Suggested light bulbs:  
3 LED MAX 9W GU10

## lampade / lamps

Nome Name	Diffusore Lampshade	Codice Code
--------------	------------------------	----------------

### MICRO TELESCOPIC TERRA FLOOR



Alluminio estruso verniciato  
Lacquered extruded aluminium

bianco opaco  
matt white

MTS.T4.WH

nero opaco  
matt black

MTS.T4.BK

nichel  
nickel

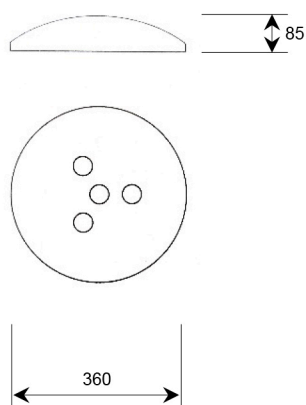
MTS.T4.NK



Lampadina consigliata:  
1 LED MAX 9W GU10 dimmerabile

Suggested light bulb:  
1 LED MAX 9W GU10 dimmable

### MICRO TELESCOPIC BASE



fusione di ghisa  
verniciata trasparente  
transparent lacquered  
cast iron melting

MTS.B4.100